










## boardwalk care & maintenance





### ecofinishes boardwalk care & maintenance:

Your ecofinishes LVP flooring will provide years of carefree use. You will find that it is not only beautiful, but durable. It is also much easier to maintain than most other flooring products, thanks to its tough protective finish and moisture resistance. It only takes a few simple care and maintenance steps to keep your ecofinishes floor looking beautiful for years to come.








#### care & maintenance guidelines:

-  Prevent indentations and scratches by the use of non-staining floor protectors on the legs of chairs, appliances and all heavy furniture. Floor protectors should be at least one inch in diameter.
-  Do not flood floor or subject to standing water.
-  Protect your floor from tracked-in dirt by using mats at all outside entrances. Mats should have a non-rubberized backing and be marked as non-staining.
-  Avoid tracking in tar or asphalt from driveways.
-  Avoid high heel shoes on your floor as they can cause permanent indentations.
-  Protect your floors against burns. Burns from cigarettes, matches or other extremely hot items can cause permanent damage.
-  Avoid exposure to direct sunlight for prolonged periods, as this can cause discoloration.

#### cleaning and maintenance:

-  Sweep the floor regularly with a soft bristle broom to remove loose dirt.
-  For every day maintenance, a mop moistened/damp with warm water will suffice.
-  For a heavier cleaning you can use a Neutral ph cleaner
-  Spills should be cleaned up immediately.

#### do not use the following on your ecofinishes LVP floor:

-  Soap based detergents
-  ALL Swiffer's (wet/dry)
-  Abrasive or mop and shine products
-  Floor wax
-  Ammonia or bleaches
-  Vacuum cleaner with a rotating beater bar
-  Steam mop

\*\*\*Always read the cautionary information on all cleaners prior to use.\*\*\*

**IMPORTANT:** Never push, pull or drag furniture, appliances or other items across the floor. When moving furniture or heavy items, always lift and carry the items. Place hardboards between the flooring and object to move.